



GOCIO

ELEMENTARY

# Steps to Success

- Summary of Success for Year 1
- Implementation of Year 2
- Long Term Plan

# Gocio

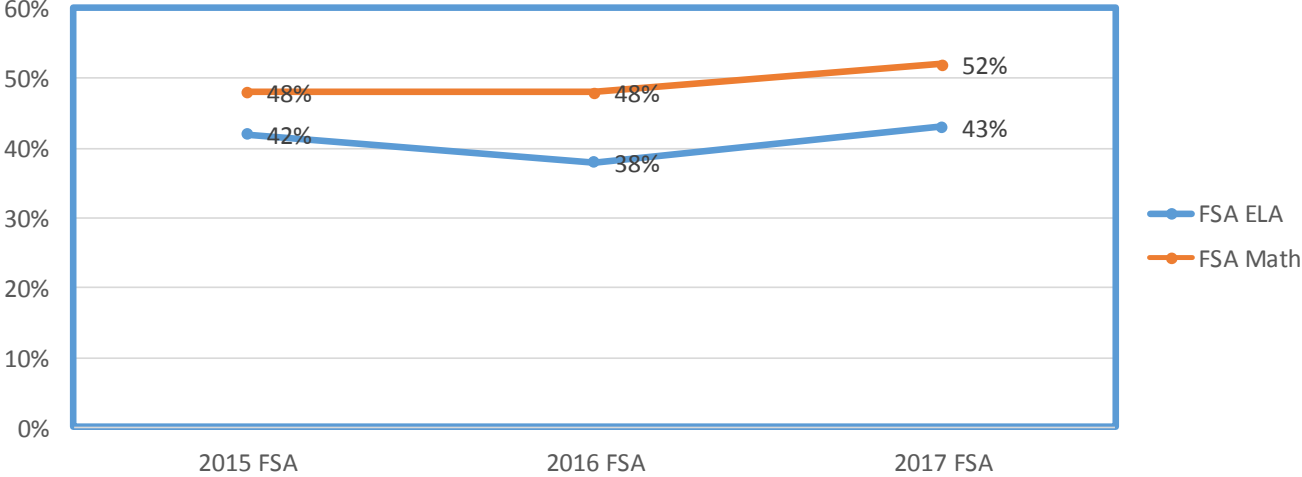
## **16-17**

- Academics
  - Declining for Five Straight Years

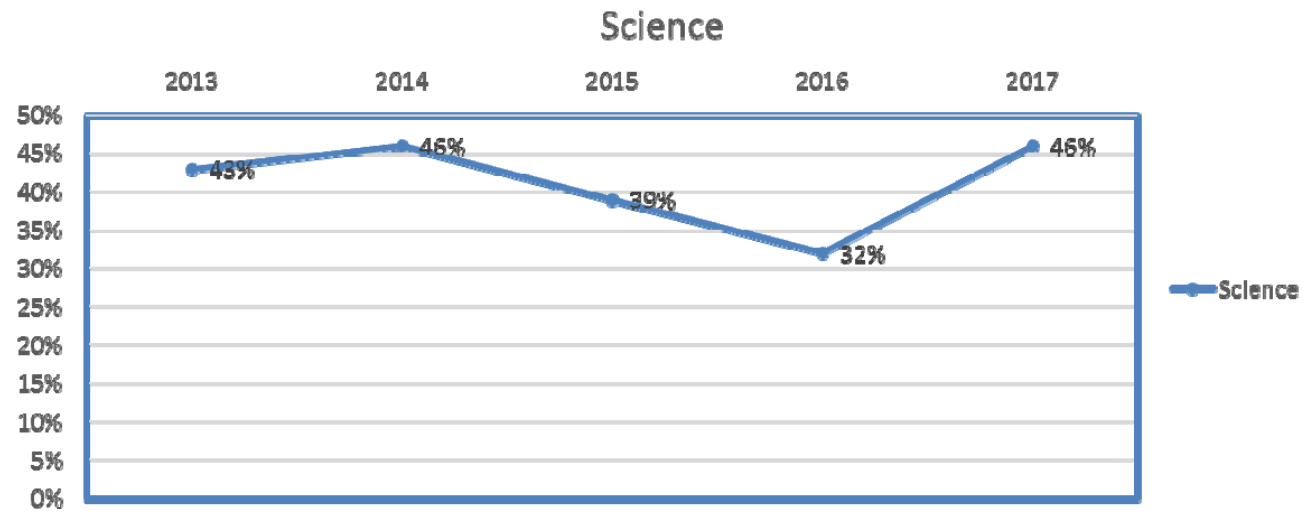
## **17-18**

- Academics
  - Improved 71 points 10% Gain
  - Implemented Top Score Writing, IXL, Florida Coach Science, Cluster Test Writing
  - All Staff are Trained in understanding school grade including ESOL Aides

# Overall School Proficiency Percent for the Last 3 Years



## Science Proficiency for the Last 5 years



	ELA 2016	ELA 2017	Math 2016	Math 2017	Science 2016	Science 2017
3rd Grade	37%	37%	52%	46%	X	X
4th Grade	40%	45%	57%	53%	X	X
5th Grade	39%	48%	32%	58%	32%	46%

ELA

Proficiency +6

Gains +15

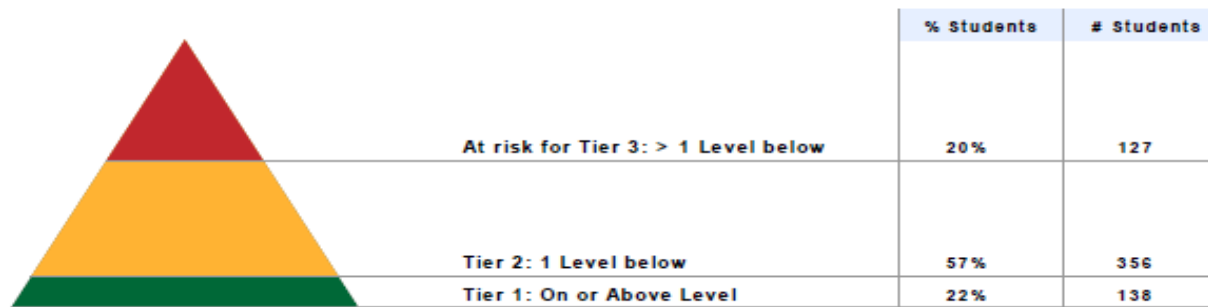
LQ Gains +11

- iReady
- After School Tutoring Program funded by Henson's and Harris family
- ESOL After School Tutoring program
- Flocabulary
- Standards Based Instructional Planning
- Cluster Based Assessment Development
- ELA Center Sharing
- IXL

# ELA Results Diagnostic 1, 2015

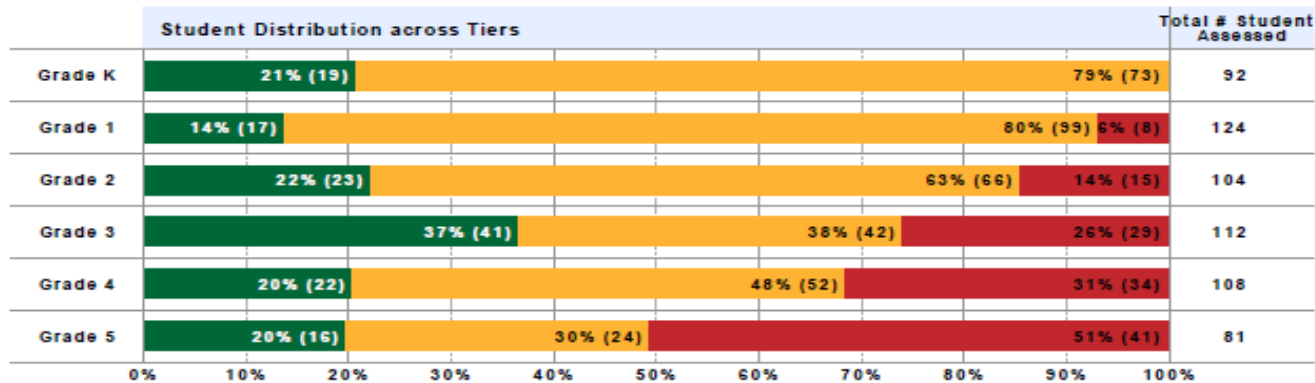
## School Summary

621 out of 629 Students Tested



## Detail by Grade

Tier 1: On or Above Level Tier 2: 1 Level below At risk for Tier 3: > 1 Level below

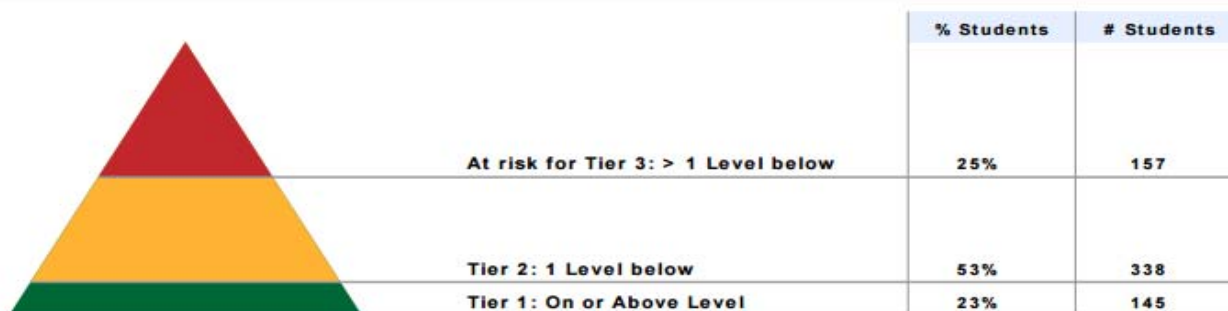




# ELA Results Diagnostic 1, 2016

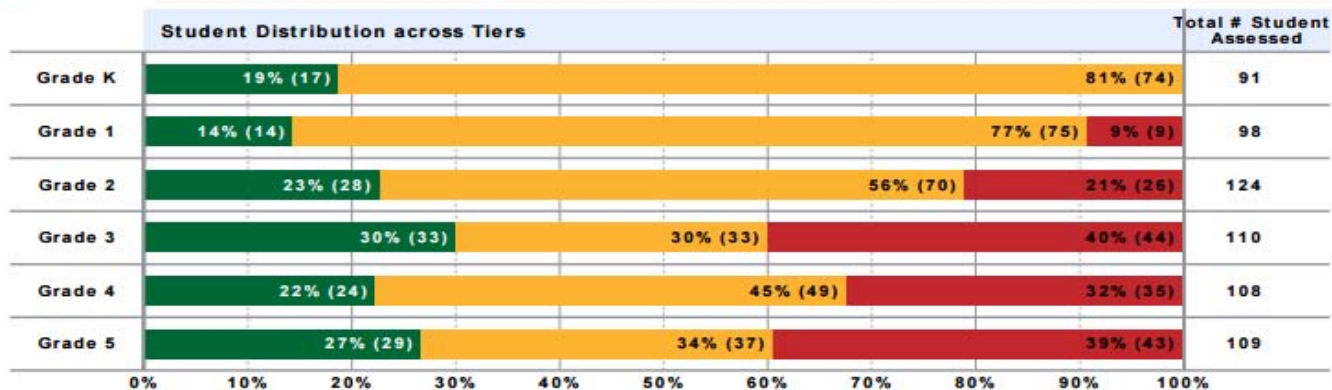
## School Summary

640 out of 641 Students Tested



## Detail by Grade

■ Tier 1: On or Above Level
 ■ Tier 2: 1 Level below
 ■ At risk for Tier 3: > 1 Level below




# Intervention Screener

Academic year: Current (2017-2018) Define "On Level": Standard View  
 Subject: Reading Show: Window 1 - 08/21/2017 - 09/08/2017

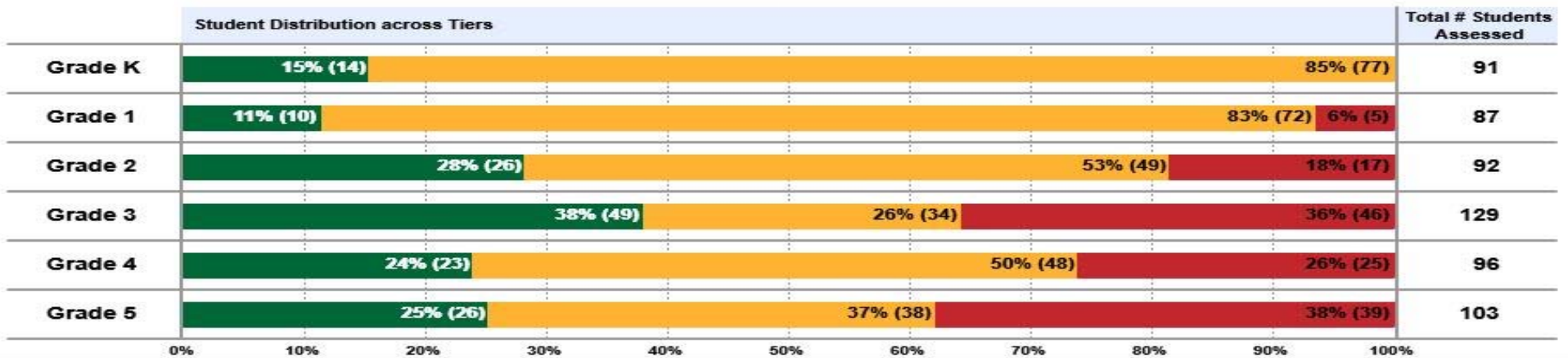
[Back](#) [Print/Save](#)

598 out of 612 Students Tested



## Detail by Grade ?

■ Tier 1: On or Above Level 
 ■ Tier 2: 1 Level Below 
 ■ At risk for Tier 3: 2 or More Levels Below



# i-Ready AP1 Percent Proficient

	2015	2016	2017	Year to Year
K	21	19	15	-4
1	14	14	11	-3
2	22	23	28	5
3	37	30	38	8
4	20	22	24	2
5	20	27	25	-2

# Math

Proficiency +6,

Gains +20

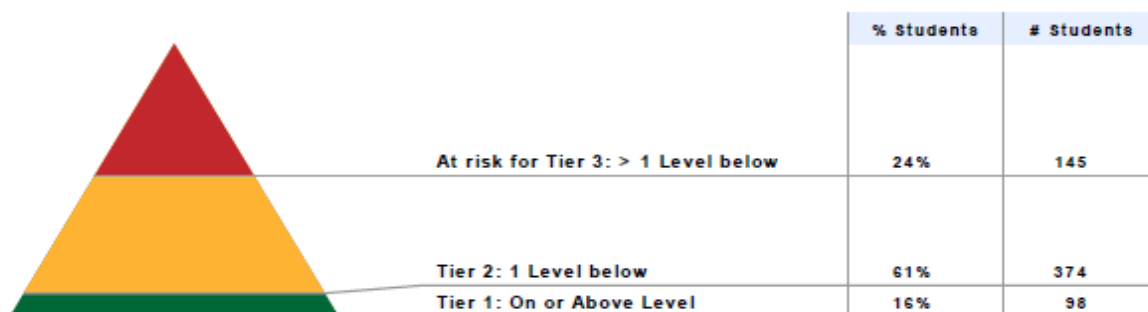
LQ Gains -1

- i-Ready
- Math Journals
- Hosting Math Training and Rounding
- Snacks for Strats
- Math Center Sharing
- IXL

# Math Results Diagnostic 1, 2015

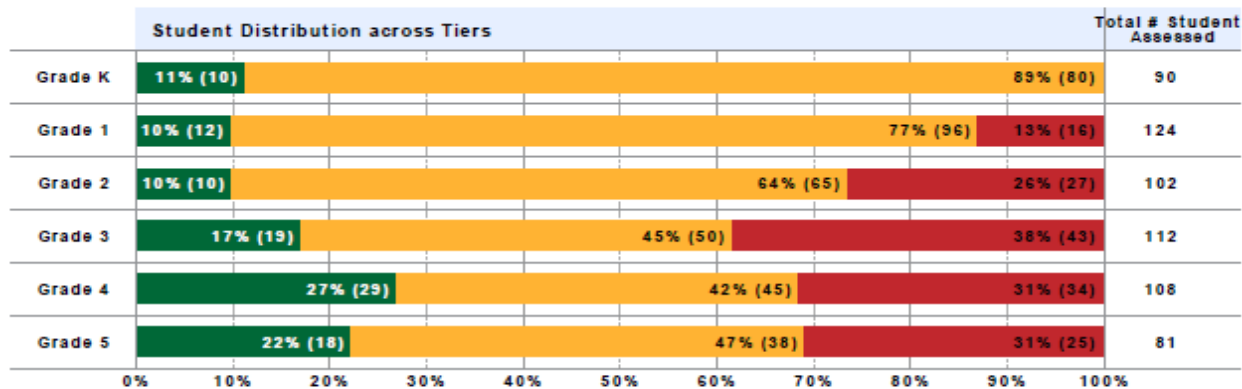
## School Summary

617 out of 629 Students Tested



## Detail by Grade

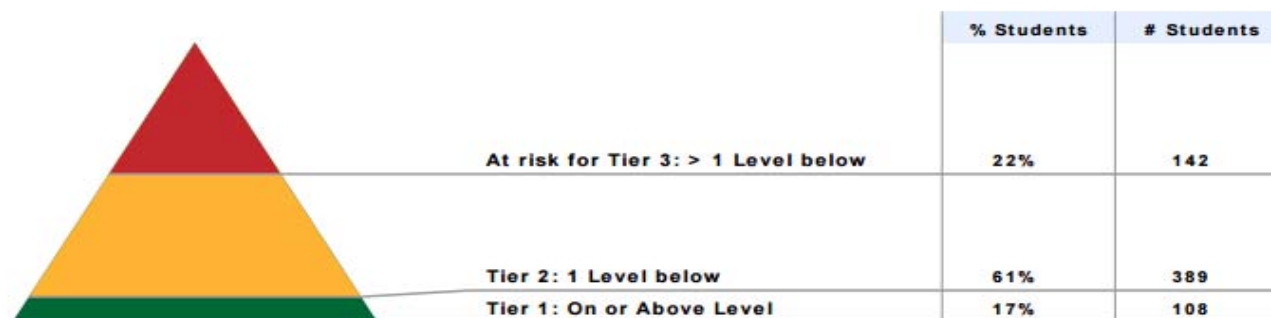
■ Tier 1: On or Above Level 
 ■ Tier 2: 1 Level below 
 ■ At risk for Tier 3: > 1 Level below



# Math Results Diagnostic 1, 2016

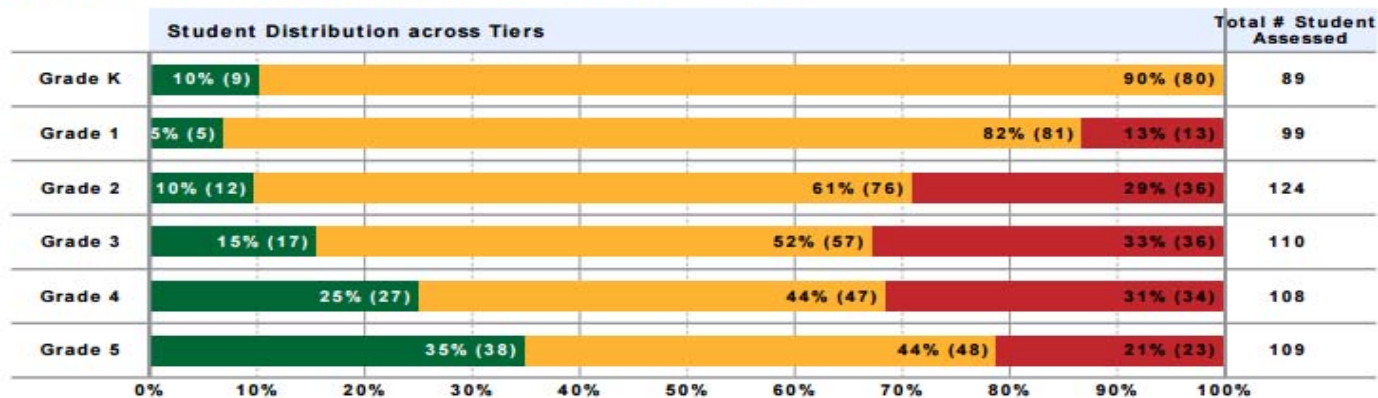
## School Summary

639 out of 641 Students Tested



## Detail by Grade

■ Tier 1: On or Above Level 
 ■ Tier 2: 1 Level below 
 ■ At risk for Tier 3: > 1 Level below

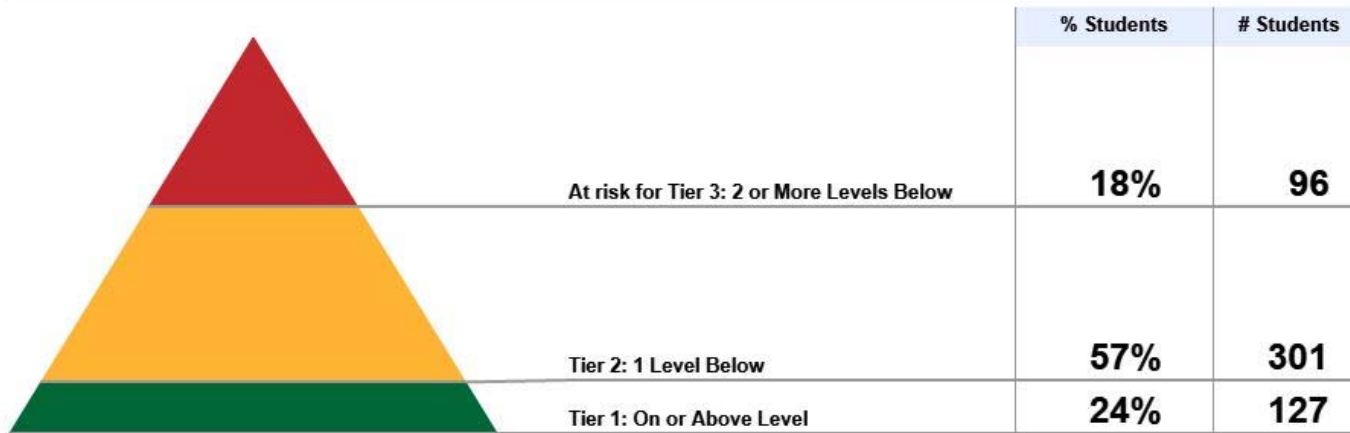


# Intervention Screener

Academic year: Current (2017-2018) Define "On Level": Standard View  
 Subject: Math Show: Window 1 - 08/21/2017 - 09/08/2017

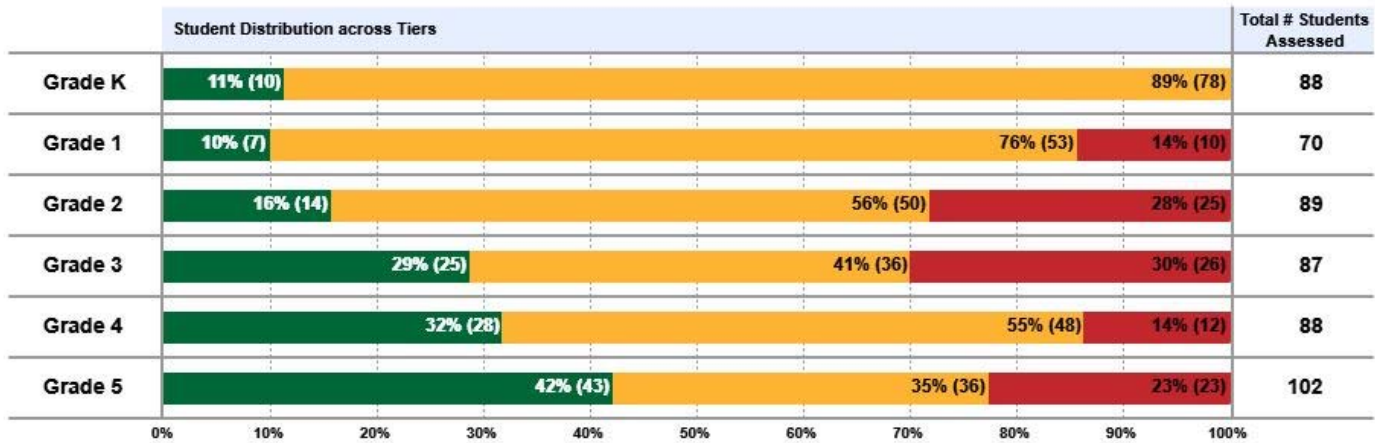
[Back](#) [Print/Save](#)

524 out of 612 Students Tested



## Detail by Grade ?

■ Tier 1: On or Above Level 
 ■ Tier 2: 1 Level Below 
 ■ At risk for Tier 3: 2 or More Levels Below



# i-Ready AP1 Math

	2015	2016	2017	Year to Year
K	11	10	11	1
1	10	5	10	5
2	10	10	16	6
3	17	15	29	14
4	27	25	32	7
5	22	35	42	7



# Science Proficiency +14

- Florida Coach Alignment in grades 3-5
- Item analysis three times a year to determine next steps
- Grade Cam
- Florida House
- Water Conservation Project
- Mote Marine Mobile Lab

**FSA/FCAT and School Grade-Elementary (800-point scale):**

A = 62% of points or greater, B = 54-61%, C = 41-53%, D = 32-40%, F = 31% or less

Year	ELA % 3 or Higher	Math % 3 or Higher	Science % 3 or Higher	ELA Points for Gains	Math Points for Gains	ELA Gains for low 25%	Math Gains for Low 25%	Points Earned	Percent	Grade
	+6	+6	+14	+15	+20	+11	-1	+71		
2017	44	54	46	61	69	45	46	365	52	C
2016	38	48	32	46	49	34	47	294	42	C
2015	43	49	43	-	-	-	-	135		C
School:	Gocio									

## School Grades - Points

<b>A</b>	<b>100-62</b>
<b>B</b>	<b>61-54</b>
<b>C</b>	<b>53-41</b>
<b>D</b>	<b>40-32</b>
<b>F</b>	<b>&lt;32</b>

# Year 2

- Continuation
  - Top Score Writing
  - IXL
  - Coach Science
  - Flocabulary
  - Math Rounding
- Implementation
  - ESOL Inclusion in Classrooms
  - Cluster Assessments
  - i-Ready Data Analysis
  - Partners in Play
  - Pilot Pre-Kindergarten
  - Growth Mindset Book Study Staff Led
  - Visible Learning for Teacher's (Administrative Team, Team Leaders)
  - Mental Health Counselor-Community Foundation
  - Field Trips to Local Universities
    - Currently scheduled USF Tampa Engineering Fair February 2018 (5<sup>th</sup> Grade)

# Academic Opportunities

- 2014-2015 Student Sessions
- K-5 (180 days x 6)=1080 Days

# 2017-18 School Year Opportunities

- Birth to Five-Partners in Play (40 days x 5yrs. = 200 opportunities) Education Foundation
- Age 4 Pilot Pre-School (180 opportunities) Joe and Mary Kay Henson
- K-5 (180 days x 6=1080 opportunities)
- K-3 Summer Learning (24 days x 4=96 opportunities) Community Foundation of Sarasota, Bill and Betsy Roe
- After School Tutoring for ESOL and Students that are nearing learning gains Joe and Mary Kay Henson
  
- 2014-15 K-5 (1080 opportunities)
- 2017-18 K-5 (1556 opportunities) 69% increase

# Long Term Vision

- Partners in Play Birth -5
- Pre-Kindergarten Age 4
- K-3 Regular School Year, Summer Learning Academy
- Grade 3-5 College Field Trip on an annual basis
- Adults
  - Unidos Now Parent Education
  - JFCS Relationship Classes

